



RUCKUS

QUICK START GUIDE

WELCOME

Thank you for using the Elgin® Ruckus Noise-Isolating Earbuds.

We designed these earplug earbuds specifically for use in loud, distracting environments. They provide OSHA level hearing protection and have an ANSI-tested Noise Reduction Rating (NRR) of **25db**.

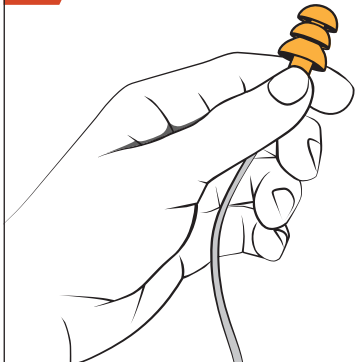
FITTING INSTRUCTIONS

Place the Ruckus Discord around the back of your neck with the earbuds hanging in front.

1. Grasp the right earbud (remote control side) with your right hand.
2. Reach over your head with your left hand and pull your right ear up and slightly back to help open up the ear canal.
3. With your right hand, insert the earbud into the ear canal as deeply as possible to form a tight, comfortable seal.

Repeat above steps for the opposite earbud.

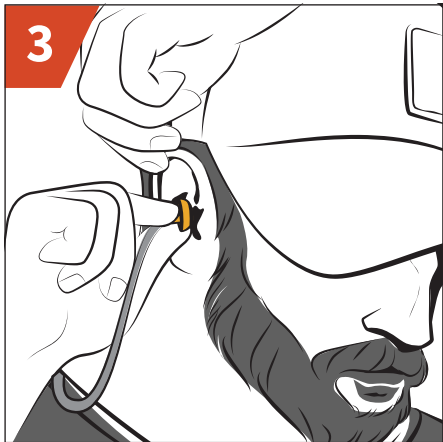
1



2

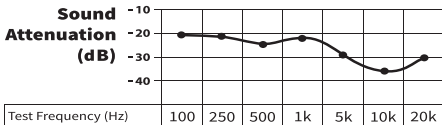


3



NOISE REDUCTION RATING (NRR)

Attenuation Data (ANSI S3.19-1974)



The Environmental Protection Agency (EPA) has chosen the Noise Reduction Rating (NRR) as the measure of a hearing protection device's noise-reducing capabilities.

The NRR for the Ruckus Discord, calculated from laboratory-based attenuation data, is **25 decibels**. Improper fitting of this device will reduce its effectiveness in attenuating noise. Consult the instructions in this guide for proper fit.

Example: If the noise level of your environment measures 100 dB(A), the level of noise entering the ear upon using Elgin earphones is approximately equal to 75 dB(A).

Elgin makes no warranties as to the suitability of the NRR as a measure of actual protection from any noise level since such protection depends on the sound level (loudness), how long you listen to the loud sound and how well you fit the earbuds in your ears.

INGRESS PROTECTION RATING

Your Elgin earbuds feature an **IP65** rated enclosure that protects against dust, sweat and water.

CARE AND MAINTENANCE

Keeping your Elgin earbuds clean is important for safe, hygienic use.

Clean the ear tips regularly of dirt and wax buildup. To clean, gently wipe away dust and dirt with a dry cloth, and/or use warm water and mild soap to remove wax buildup. Rinse and completely dry before using the earbuds.

Never use harsh or abrasive cleaners on any part of your Elgin earbuds.

CONTACT US

For questions about the Elgin Ruckus or other Elgin products, please contact us at:

support@elginusa.com or
scan the QR code on the right with
your smart phone.



SAFETY INFORMATION

Do NOT use in environments where you must be fully aware of their surroundings for personal or workplace safety reasons.

Do NOT use this device in an explosive environment.

Misuse or failure to wear hearing protection at all times that you are exposed to loud noise may result in hearing loss or injury.

If the Ruckus is connected to a device with a high audio output, it is the user's responsibility to set the device's audio output to a safe level.

Always ensure hearing protection is properly fitted.

Inspect the ear tips before each use for wear or damage. Ear tip integrity is vital for proper hearing protection.

Although hearing protection can be recommended for protection against harmful effects of impulse noise, the Noise Reduction Rating of this device is based on the attenuation of continuous noise and may not be an accurate indicator of the protection attainable against impulse noise such as gunfire.